

ARMADINI
ROMA ITALIA

HOME | OFFICE | YACHT | PRIVATE INTERIOR


THE BRAND CATALOGUE

DOMUS

THE HERITAGE OF ITALIAN WOODCRAFT

MMXXV

CONTACTS

 [armadiniroma >](#)

 [armadini >](#)

SALES@

SEND US AN EMAIL
(SALES OFFICE)

PR@

SEND US AN EMAIL
(PRESS OFFICE)

ROME@

Rome Headquarters

ARMADINI COLLECTION S.r.l.
P. IVA 14148911002

Showroom and warehouse

We kindly ask you to book your visit in advance
– feel free to call us to arrange an appointment.

(+39) 0744.1926381

ARMADINI.COM

Via degli Scipioni, 252
00192 Roma (RM) Italia

Via Giacinto Viola, 31
00151 Roma (RM) Italia

MOSCOW@

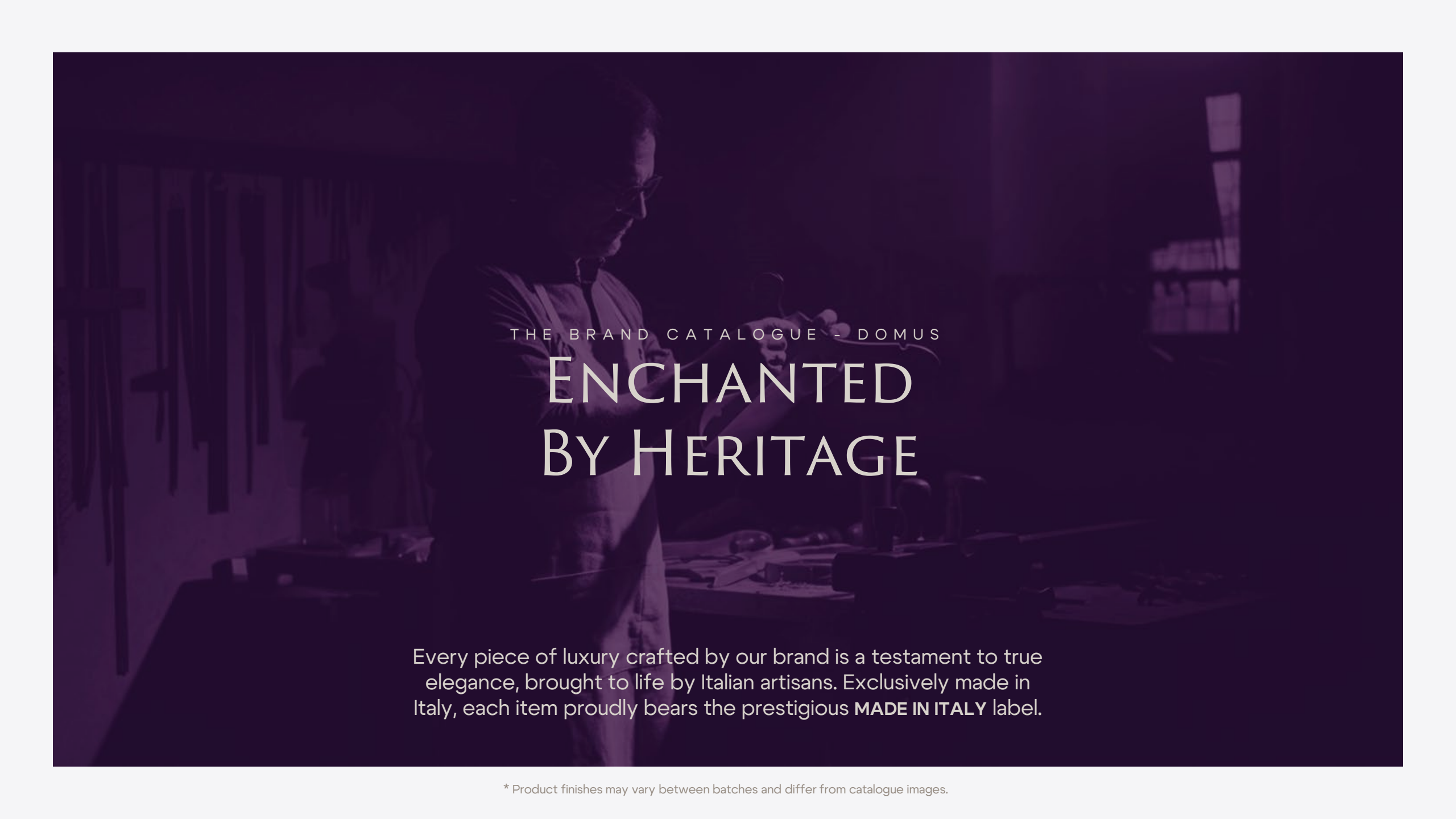
**Representative for Russia
and Eastern Europe:**

We kindly ask you to book your visit in advance
– feel free to call us to arrange an appointment.

(+7) 903.2804129

ARMADINI.COM

13, 4th Tverskaya-Yamskaya St.
Moscow, 125047, Russia



THE BRAND CATALOGUE - DOMUS

ENCHANTED BY HERITAGE

Every piece of luxury crafted by our brand is a testament to true elegance, brought to life by Italian artisans. Exclusively made in Italy, each item proudly bears the prestigious **MADE IN ITALY** label.

* Product finishes may vary between batches and differ from catalogue images.

OVERVIEW: HANGER MODELS

ALL LINES

PALATINO XII
FOR OUTERWEAR,
SUITS & CLOTHING SETS



PALATINO IX
FOR LIGHTWEIGHT CLOTHING
& SETS



PALATINO VI
FOR LIGHTWEIGHT & DELICATE
CLOTHING (VELVET + CUT NOTCHES)



PALATINO I
ULTRATHIN VERSION



PERSON	WIDTH (CM)
EXTRA SLIM	38
SLIM	40
REGULAR	42
WIDE	45
EXTRA WIDE	48

PALATINO III
FOR LIGHTWEIGHT & DELICATE
CLOTHING (VELVET)



QUIRINALE
FOR TROUSERS & SKIRTS
(WITH CLIPS OR BAR)



THICKNESS (CM)	WIDTH (CM)
1,3	38

CELIO
FOR HIGHLY DELICATE
CLOTHING



THICKNESS (CM)	WIDTH (CM)
~4	38 42

VIMINALE
FOR KIDS



THICKNESS (CM)	WIDTH (CM)
3	33

OVERVIEW: HANGER SIZE

ALL LINES

MODEL: PALATINO XII



PERSON	WIDTH (CM)	THICKNESS (CM)
EXTRA SLIM	38	4
SLIM	40	4
REGULAR	42	5
WIDE	45	6
EXTRA WIDE	48	6

MODEL: PALATINO VI



PERSON	WIDTH (CM)	THICKNESS (CM)
EXTRA SLIM	38	2
SLIM	40	2

MODEL: PALATINO I



PERSON	WIDTH (CM)	THICKNESS (CM)
EXTRA SLIM	38	1,2
REGULAR	42	1,2

MODEL: PALATINO IX



PERSON	WIDTH (CM)	THICKNESS (CM)
EXTRA SLIM	38	2
SLIM	40	2
REGULAR	42	2,5
WIDE	45	3
EXTRA WIDE	48	3

MODEL: PALATINO III



PERSON	WIDTH (CM)	THICKNESS (CM)
REGULAR	42	2,5
WIDE	45	3

OVERVIEW: CLOTHING SIZE CHART

ALL LINES

* The size guide for clothing and hangers is provided as a reference; please verify the final measurements of the items to ensure accuracy.

MAN SIZE CHART

WOMAN SIZE CHART



PERSON	WIDTH (CM)	MAN SIZE CHART					WOMAN SIZE CHART					
		INT	IT	FR	UK / USA	RU	INT	IT	FR	UK	USA	RU
EXTRA SLIM	38	XS	42 - 44	38 - 40	32 - 34	44 - 46	XS / S	38 - 40	34 - 36	4 - 8	4 - 6	40 - 42
SLIM	40	S	44 - 46	40 - 42	34 - 36	46 - 48	S / M / L	42 - 46	38 - 42	10 - 14	6 - 10	42 - 46
REGULAR	42	S / M / L	48 - 52	44 - 48	44 - 48	48 - 52	L / XL / 2XL	46 - 50	44 - 48	14 - 16	10 - 12	46 - 52
WIDE	45	L / XL / 2XL	52 - 54	48 - 52	42 - 46	52 - 56	3XL+	52+	50+	18+	14+	54+
EXTRA WIDE	48	2XL / 3XL	54+	52+	46+	58+						



THICKNESS



WIDTH

HOW TO CALCULATE THE NUMBER OF HANGERS FOR YOUR WARDROBE?

For a rail measuring 100 cm in length, you should place no more than 11 hangers for outerwear (PALATINO XII) or 16 hangers for lighter garments (PALATINO IX/ VI / III).

This will keep your wardrobe tidy, ensure your clothes are easily visible, and prevent creasing.

OVERVIEW: AVAILABLE METAL FINISH

ALL LINES

LIGNARIUS

REQUEST THE CATALOGUE OF
ADVANCED CUSTOMISATION
OPTIONS

The elegant, timeless design and superior quality are accentuated by the metal details. All metal components, from hooks to clips, are meticulously crafted and undergo galvanisation at our Italian facility. The cast metal is certified and stamped with an authenticity mark, guaranteeing its absolute exclusivity.



NICKEL
STANDARD




MATT NICKEL
EXTRA



GOLD
EXTRA



BRONZE
EXTRA



THE BRAND CATALOGUE - DOMUS

ENCHANTED BY WOOD

Flawless lines, refined textures, and hues inspired by nature itself — a collection that achieves aesthetic and functional perfection in seamless harmony.

* Product finishes may vary between batches and differ from catalogue images.

OVERVIEW: COLOUR & TEXTURE

WOOD LINE

LIGNARIUS | REQUEST THE CATALOGUE OF
ADVANCED CUSTOMISATION
OPTIONS



WHITE STAIN | SATIN FINISH >



LIGHTWOOD | MATTE FINISH >



WENGE STAIN | SATIN FINISH >



OAKWOOD | MATTE FINISH >



AMERICAN WALNUT | SATIN FINISH >



EBONY STAIN | SATIN FINISH >



ENCHANTED BY WOOD

HIGH-END BEECHWOOD

LIGHTWOOD | MATTE FINISH

* Product finishes may vary between batches and differ from catalogue images.

MODEL: PALATINO XII

FOR OUTERWEAR, SUITS & CLOTHING SETS

WOOD LINE - LIGHTWOOD FINISH



PERSON	WIDTH (CM)	THICKNESS (CM)
EXTRA SLIM	38	4
SLIM	40	4
REGULAR	42	5
WIDE	45	6
EXTRA WIDE	48	6



FUNDAMENTAL FORM

38 cm - CCR06C
40 cm - CCR02C
42 cm - CCR11C
45 cm - CCR01C
48 cm - CCR07C

WITH CLIPS



38 cm - CCR06CC
40 cm - CCR02CC
42 cm - CCR11CC
45 cm - CCR01CC
48 cm - CCR07CC

WITH BAR



38 cm - CCR06CA
40 cm - CCR02CA
42 cm - CCR11CA
45 cm - CCR01CA
48 cm - CCR07CA

MODEL: PALATINO IX

FOR LIGHTWEIGHT CLOTHING & SETS

WOOD LINE - LIGHTWOOD FINISH



PERSON	WIDTH (CM)	THICKNESS (CM)
EXTRA SLIM	38	2
SLIM	40	2
REGULAR	42	2,5
WIDE	45	3
EXTRA WIDE	48	3



FUNDAMENTAL FORM

38 cm - CCR08C
40 cm - CCR04C
42 cm - CCR10C
45 cm - CCR03C
48 cm - CCR09C

WITH CLIPS



38 cm - CCR08CC
40 cm - CCR04CC
42 cm - CCR10CC
45 cm - CCR03CC
48 cm - CCR09CC

WITH BAR



38 cm - CCR08CA
40 cm - CCR04CA
42 cm - CCR10CA
45 cm - CCR03CA
48 cm - CCR09CA

MODEL: PALATINO VI

FOR LIGHTWEIGHT & DELICATE CLOTHING (CUT NOTCHES)

WOOD LINE - LIGHTWOOD FINISH



PERSON	WIDTH (CM)	THICKNESS (CM)
EXTRA SLIM	38	2
SLIM	40	2



FUNDAMENTAL FORM

38 cm - CCR08CVL
40 cm - CCR04CVL

WITH CLIPS



38 cm - CCR08CCVL
40 cm - CCR04CCVL

WITH BAR



38 cm - CCR08CAVL
40 cm - CCR04CAVL

MODEL: PALATINO III

FOR LIGHTWEIGHT & DELICATE CLOTHING

WOOD LINE - LIGHTWOOD FINISH



PERSON	WIDTH (CM)	THICKNESS (CM)
REGULAR	42	2,5
WIDE	45	3



FUNDAMENTAL FORM

42 cm - CCR10CVL
45 cm - CCR03CVL

WITH CLIPS

42 cm - CCR10CCVL
45 cm - CCR03CCVL



WITH BAR

42 cm - CCR10CAVL
45 cm - CCR03CAVL



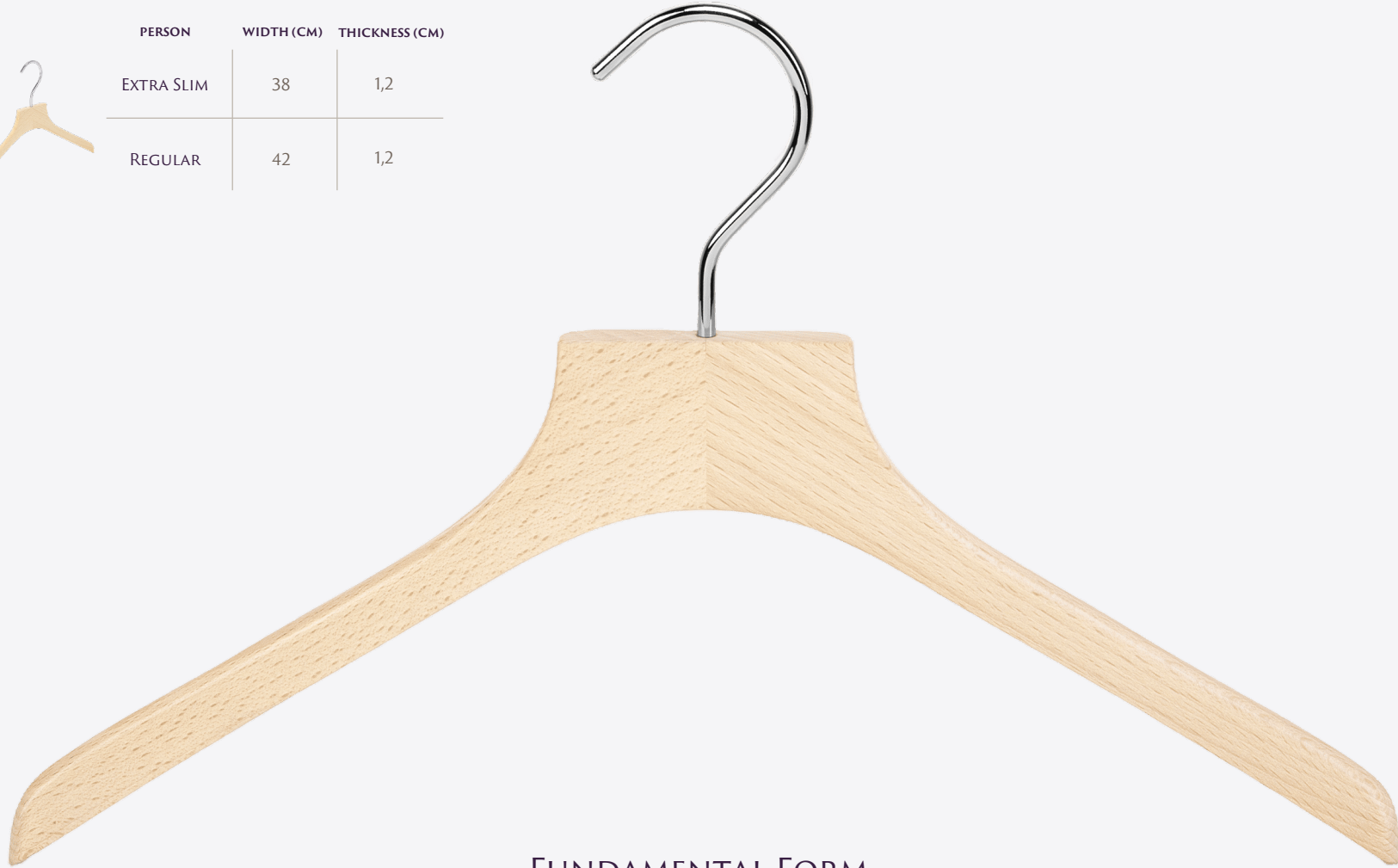
MODEL: PALATINO I

FOR LIGHTWEIGHT CLOTHING & SETS (ULTRATHIN VERSION)

WOOD LINE - LIGHTWOOD FINISH



PERSON	WIDTH (CM)	THICKNESS (CM)
EXTRA SLIM	38	1,2
REGULAR	42	1,2



FUNDAMENTAL FORM

38 cm - CCR14C
42 cm - CCR16C

WITH CLIPS



38 cm - CCR14CC
42 cm - CCR16CC

WITH BAR



38 cm - CCR14CA
42 cm - CCR16CA

MODEL: QUIRINALE

FOR TROUSERS & SKIRTS (WITH CLIPS OR BAR)

WOOD LINE - LIGHTWOOD FINISH



PERSON	WIDTH (CM)	THICKNESS (CM)
ONE SIZE	38	1,3



WITH CLIPS

38 cm — CRDCC



WITH BAR

38 cm — CRDCA



ENCHANTED
BY WOOD

HIGH-END BEECHWOOD

AMERICAN WALNUT | SATIN FINISH

* Product finishes may vary between batches and differ from catalogue images.

MODEL: PALATINO XII

FOR OUTERWEAR, SUITS & CLOTHING SETS

WOOD LINE - AMERICAN WALNUT FINISH



PERSON	WIDTH (CM)	THICKNESS (CM)
EXTRA SLIM	38	4
SLIM	40	4
REGULAR	42	5
WIDE	45	6
EXTRA WIDE	48	6



FUNDAMENTAL FORM

38 cm — NCR06C
40 cm — NCR02C
42 cm — NCR11C
45 cm — NCR01C
48 cm — NCR07C

WITH CLIPS



38 cm — NCR06CC
40 cm — NCR02CC
42 cm — NCR11CC
45 cm — NCR01CC
48 cm — NCR07CC

WITH BAR



38 cm — NCR06CA
40 cm — NCR02CA
42 cm — NCR11CA
45 cm — NCR01CA
48 cm — NCR07CA

MODEL: PALATINO IX

FOR LIGHTWEIGHT CLOTHING & SETS

WOOD LINE - AMERICAN WALNUT FINISH



PERSON	WIDTH (CM)	THICKNESS (CM)
EXTRA SLIM	38	2
SLIM	40	2
REGULAR	42	2,5
WIDE	45	3
EXTRA WIDE	48	3



FUNDAMENTAL FORM

38 cm — NCR08C
40 cm — NCR04C
42 cm — NCR10C
45 cm — NCR03C
48 cm — NCR09C

WITH CLIPS



38 cm — NCR08CC
40 cm — NCR04CC
42 cm — NCR10CC
45 cm — NCR03CC
48 cm — NCR09CC

WITH BAR



38 cm — NCR08CA
40 cm — NCR04CA
42 cm — NCR10CA
45 cm — NCR03CA
48 cm — NCR09CA


MODEL: PALATINO VI

FOR LIGHTWEIGHT & DELICATE CLOTHING (CUT NOTCHES)

WOOD LINE - AMERICAN WALNUT FINISH



PERSON	WIDTH (CM)	THICKNESS (CM)
EXTRA SLIM	38	2
SLIM	40	2



FUNDAMENTAL FORM

38 cm — NCR08CVL
40 cm — NCR04CVL

WITH CLIPS



38 cm — NCR08CCVL
40 cm — NCR04CCVL

WITH BAR



38 cm — NCR08CAVL
40 cm — NCR04CAVL


MODEL: PALATINO III

FOR LIGHTWEIGHT & DELICATE CLOTHING

WOOD LINE - AMERICAN WALNUT FINISH



PERSON	WIDTH (CM)	THICKNESS (CM)
REGULAR	42	2,5
WIDE	45	3



FUNDAMENTAL FORM

42 cm — NCR10CVL
45 cm — NCR03CVL

WITH CLIPS

42 cm — NCR10CCVL
45 cm — NCR03CCVL



WITH BAR

42 cm — NCR10CAVL
45 cm — NCR03CAVL



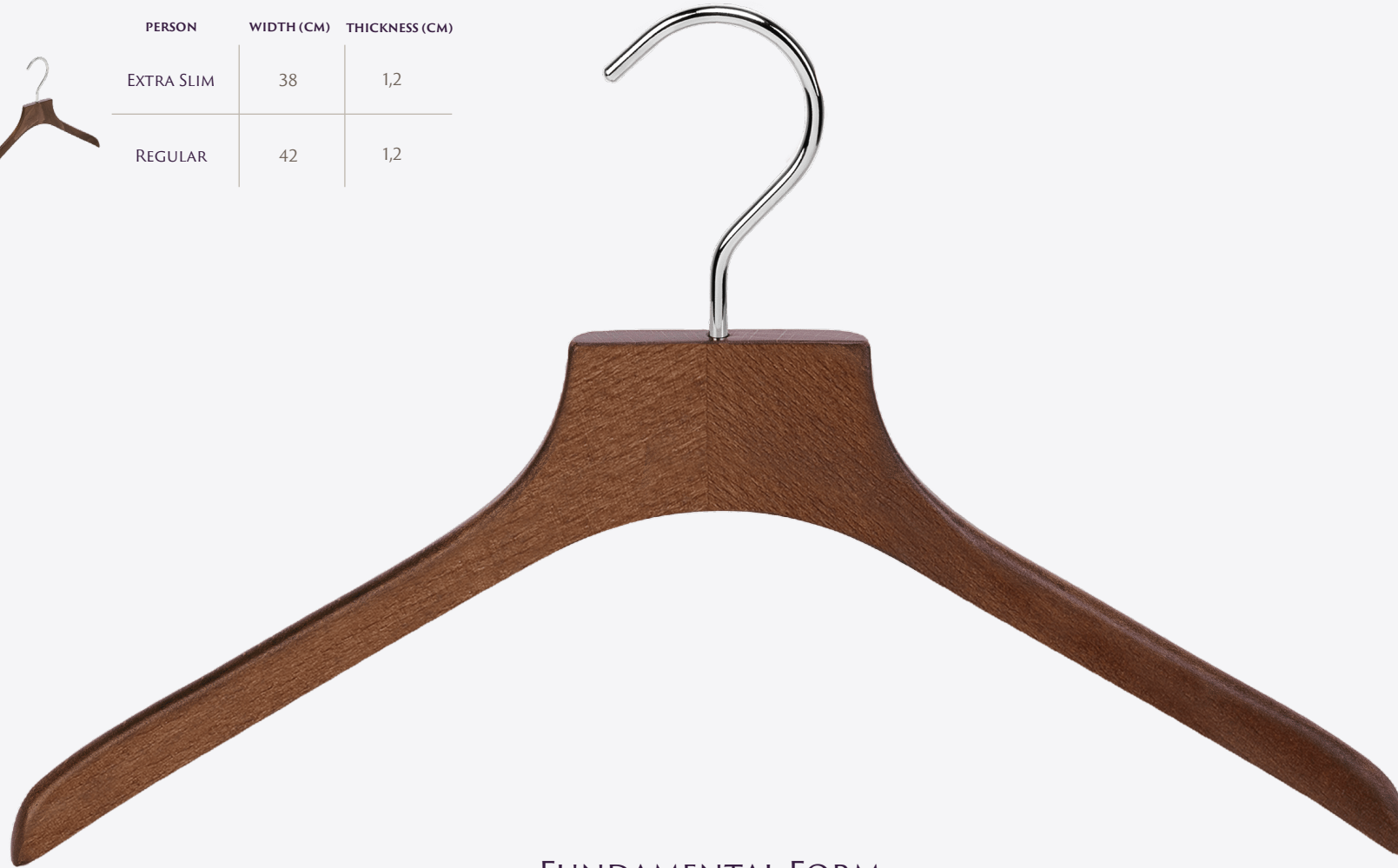
MODEL: PALATINO I

FOR LIGHTWEIGHT CLOTHING & SETS (ULTRATHIN VERSION)

WOOD LINE - AMERICAN WALNUT FINISH



PERSON	WIDTH (CM)	THICKNESS (CM)
EXTRA SLIM	38	1,2
REGULAR	42	1,2



FUNDAMENTAL FORM

38 cm — NCR14C
42 cm — NCR16C

WITH CLIPS



38 cm — NCR14CC
42 cm — NCR16CC

WITH BAR



38 cm — NCR14CA
42 cm — NCR16CA

MODEL: QUIRINALE

FOR TROUSERS & SKIRTS (WITH CLIPS OR BAR)

WOOD LINE - AMERICAN WALNUT FINISH



PERSON	WIDTH (CM)	THICKNESS (CM)
ONE SIZE	38	1,3



WITH CLIPS

38 cm — NRDCC



WITH BAR

38 cm — NRDCA

A close-up photograph of a dark-stained wooden chair leg, showing the grain and a smooth satin finish. The leg is part of a larger structure, with a woven seat visible at the top. The background is a neutral, light grey.

ENCHANTED BY WOOD

HIGH-END BEECHWOOD

WENGE STAIN | SATIN FINISH

* Product finishes may vary between batches and differ from catalogue images.

MODEL: PALATINO XII

FOR OUTERWEAR, SUITS & CLOTHING SETS

WOOD LINE – WENGE FINISH



PERSON	WIDTH (CM)	THICKNESS (CM)
EXTRA SLIM	38	4
SLIM	40	4
REGULAR	42	5
WIDE	45	6
EXTRA WIDE	48	6



FUNDAMENTAL FORM

38 cm – WCR06C
40 cm – WCR02C
42 cm – WCR11C
45 cm – WCR01C
48 cm – WCR07C

WITH CLIPS



38 cm – WCR06CC
40 cm – WCR02CC
42 cm – WCR11CC
45 cm – WCR01CC
48 cm – WCR07CC

WITH BAR



38 cm – WCR06CA
40 cm – WCR02CA
42 cm – WCR11CA
45 cm – WCR01CA
48 cm – WCR07CA

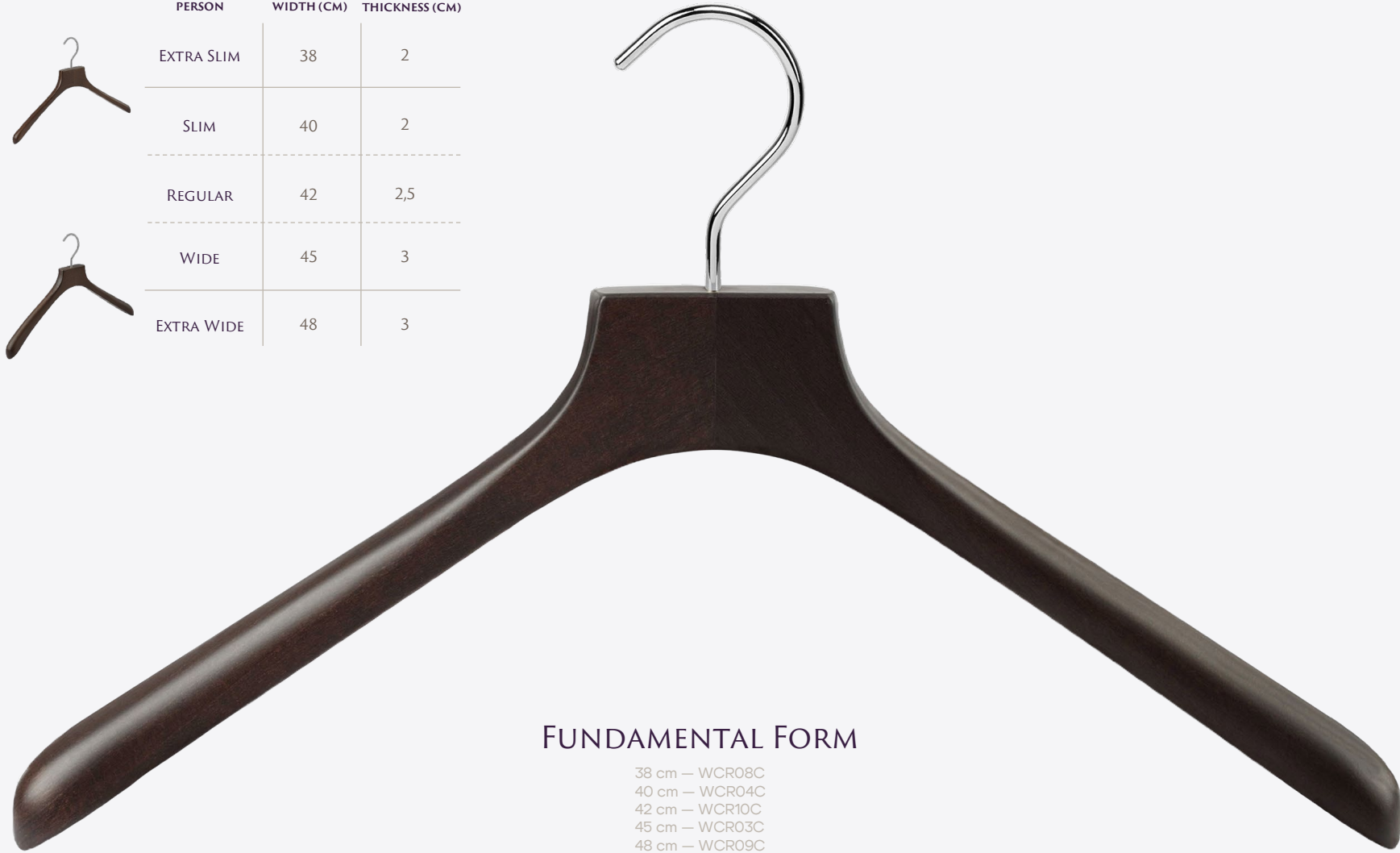
MODEL: PALATINO IX

FOR LIGHTWEIGHT CLOTHING & SETS

WOOD LINE - WENGE FINISH



PERSON	WIDTH (CM)	THICKNESS (CM)
EXTRA SLIM	38	2
SLIM	40	2
REGULAR	42	2,5
WIDE	45	3
EXTRA WIDE	48	3



FUNDAMENTAL FORM

38 cm - WCR08C
40 cm - WCR04C
42 cm - WCR10C
45 cm - WCR03C
48 cm - WCR09C

WITH CLIPS



38 cm - WCR08CC
40 cm - WCR04CC
42 cm - WCR10CC
45 cm - WCR03CC
48 cm - WCR09CC

WITH BAR



38 cm - WCR08CA
40 cm - WCR04CA
42 cm - WCR10CA
45 cm - WCR03CA
48 cm - WCR09CA

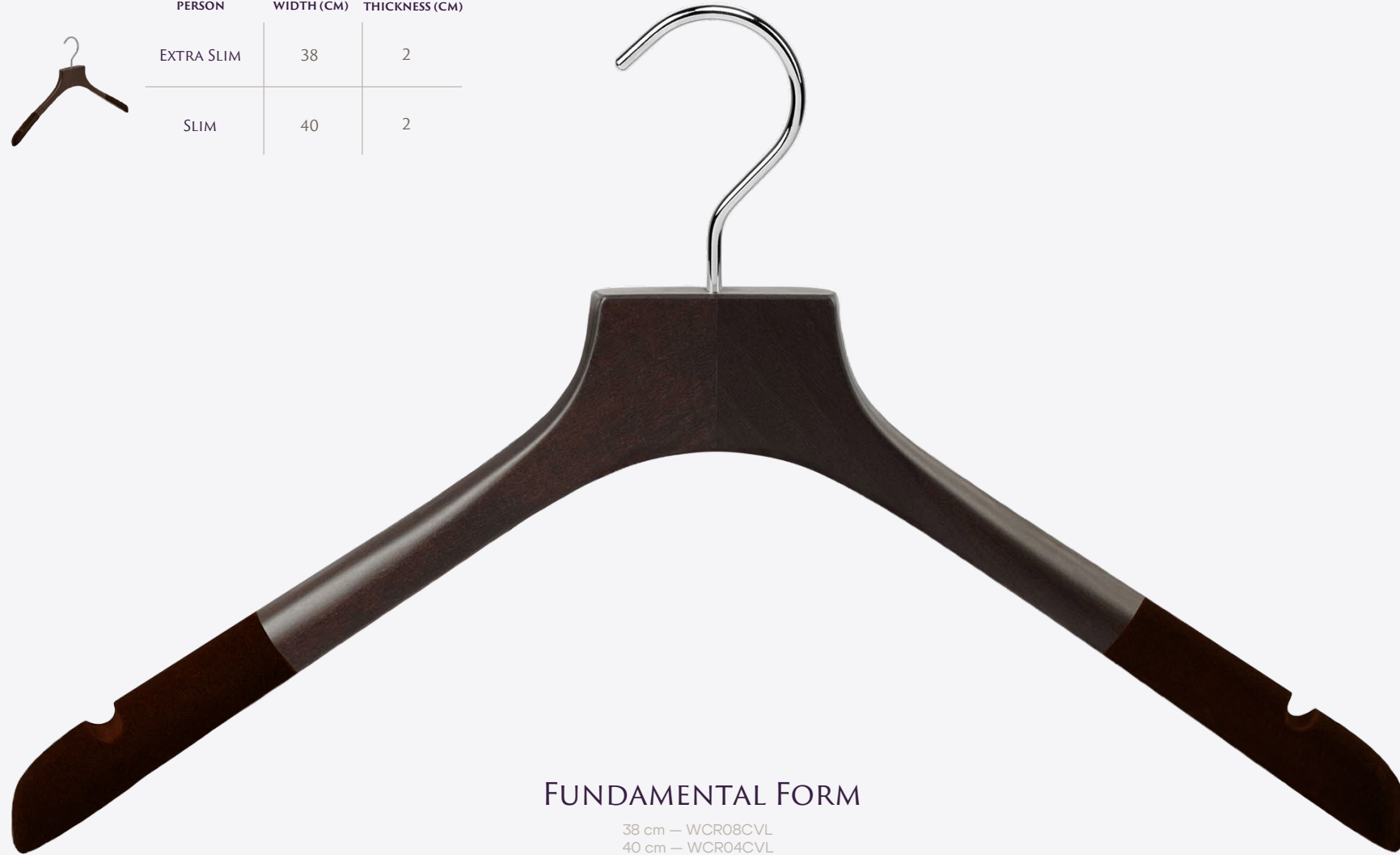
MODEL: PALATINO VI

FOR LIGHTWEIGHT & DELICATE CLOTHING (CUT NOTCHES)

WOOD LINE - WENGE FINISH



PERSON	WIDTH (CM)	THICKNESS (CM)
EXTRA SLIM	38	2
SLIM	40	2



FUNDAMENTAL FORM

38 cm - WCR08CVL
40 cm - WCR04CVL

WITH CLIPS



38 cm - WCR08CCVL
40 cm - WCR04CCVL

WITH BAR



38 cm - WCR08CAVL
40 cm - WCR04CAVL

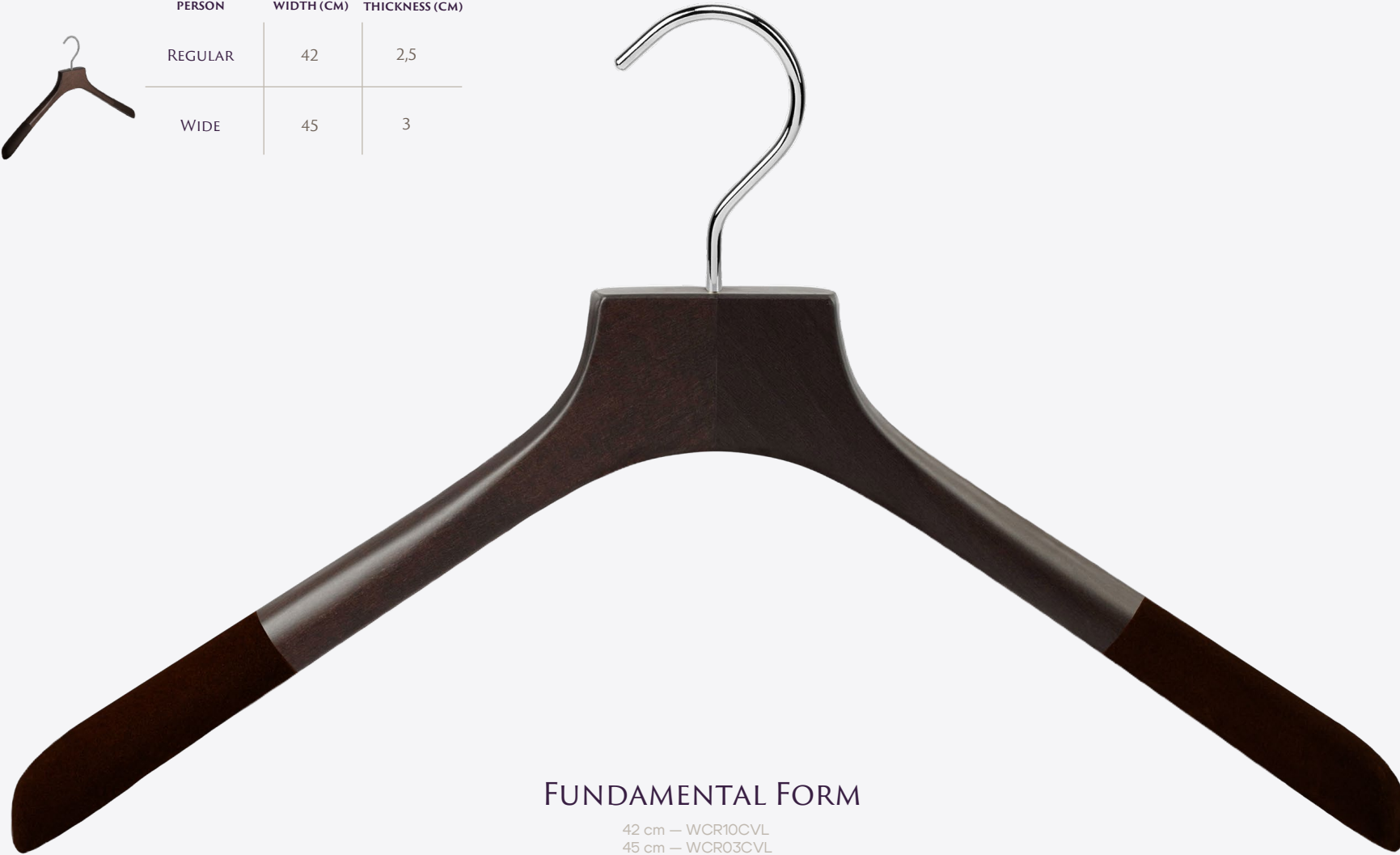
MODEL: PALATINO III

FOR LIGHTWEIGHT & DELICATE CLOTHING

WOOD LINE - WENGE FINISH



PERSON	WIDTH (CM)	THICKNESS (CM)
REGULAR	42	2,5
WIDE	45	3



FUNDAMENTAL FORM

42 cm – WCR10CVL
45 cm – WCR03CVL

WITH CLIPS

42 cm – WCR10CCVL
45 cm – WCR03CCVL



WITH BAR

42 cm – WCR10CAVL
45 cm – WCR03CAVL



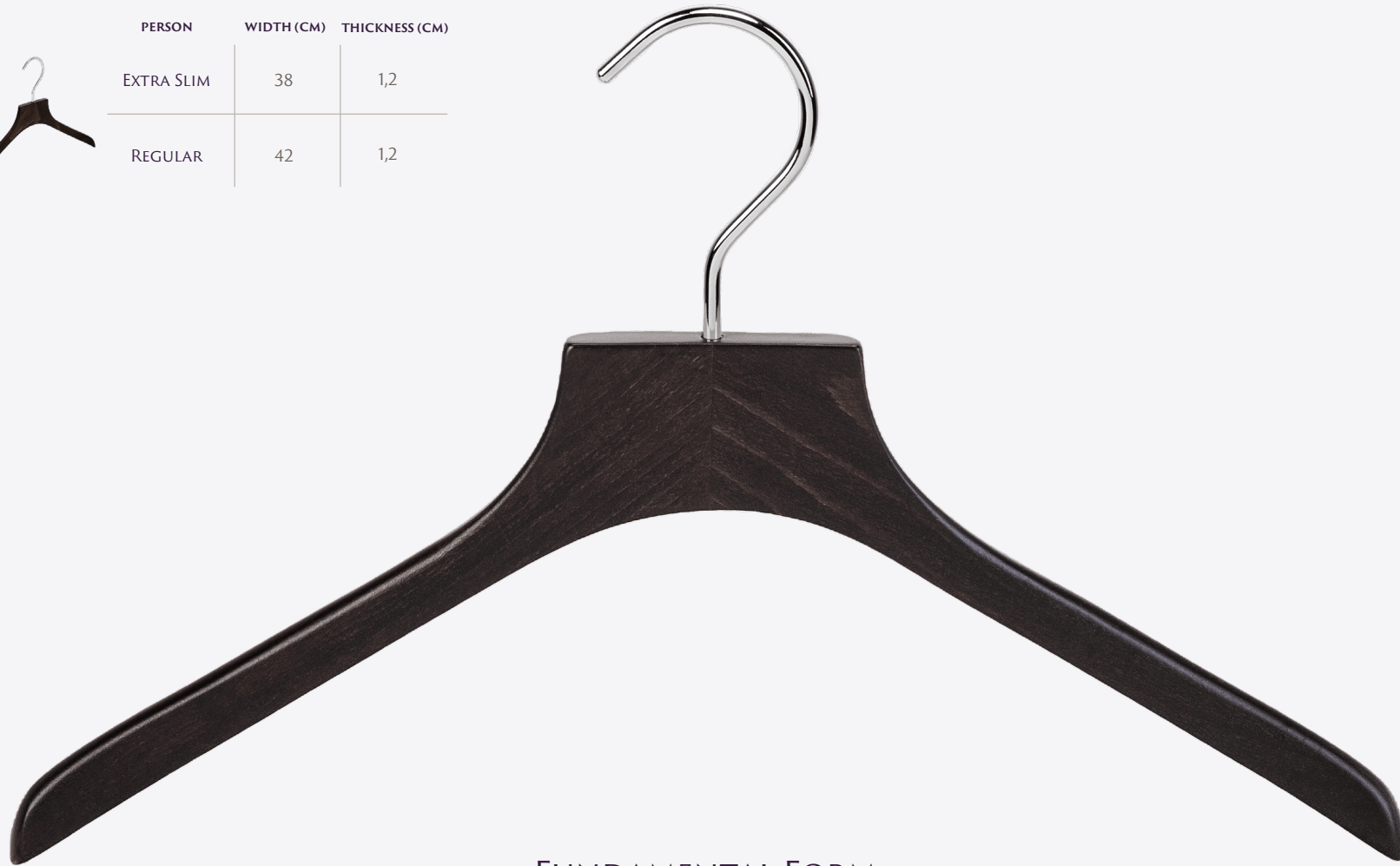
MODEL: PALATINO I

FOR LIGHTWEIGHT CLOTHING & SETS (ULTRATHIN VERSION)

WOOD LINE - WENGE FINISH



PERSON	WIDTH (CM)	THICKNESS (CM)
EXTRA SLIM	38	1,2
REGULAR	42	1,2



FUNDAMENTAL FORM

38 cm — WCR14C
42 cm — WCR16C

WITH CLIPS

38 cm — WCR14CC
42 cm — WCR16CC



WITH BAR

38 cm — WCR14CA
42 cm — WCR16CA



MODEL: QUIRINALE

FOR TROUSERS & SKIRTS (WITH CLIPS OR BAR)

WOOD LINE - WENGE FINISH



PERSON	WIDTH (CM)	THICKNESS (CM)
ONE SIZE	38	1,3



WITH CLIPS

38 cm — WRDCC



WITH BAR

38 cm — WRDCA

A close-up photograph of a wooden chair leg, showing a herringbone joint where two pieces of wood meet. The wood has a natural, light-colored finish with visible grain patterns. The leg curves downwards and outwards, forming a wide, shallow arch. The background is a plain, light grey color.

ENCHANTED BY WOOD

HIGH-END OAKWOOD
NATURAL MATTE FINISH

* Product finishes may vary between batches and differ from catalogue images.

MODEL: PALATINO XII

FOR OUTERWEAR, SUITS & CLOTHING SETS

WOOD LINE - OAKWOOD



PERSON	WIDTH (CM)	THICKNESS (CM)
EXTRA SLIM	38	4
SLIM	40	4
REGULAR	42	5
WIDE	45	6



FUNDAMENTAL FORM

38 cm - RVCR06C
40 cm - RVCR02C
42 cm - RVCR11C
45 cm - RVCR01C

WITH CLIPS



38 cm - RVCR06CC
40 cm - RVCR02CC
42 cm - RVCR11CC
45 cm - RVCR01CC

WITH BAR



38 cm - RVCR06CA
40 cm - RVCR02CA
42 cm - RVCR11CA
45 cm - RVCR01CA

MODEL: PALATINO IX

FOR LIGHTWEIGHT CLOTHING & SETS

WOOD LINE - OAKWOOD



PERSON	WIDTH (CM)	THICKNESS (CM)
EXTRA SLIM	38	2
SLIM	40	2
REGULAR	42	2,5
WIDE	45	3



FUNDAMENTAL FORM

38 cm — RVCR08C
40 cm — RVCR04C
42 cm — RVCR10C
45 cm — RVCR03C

WITH CLIPS



38 cm — RVCR08CC
40 cm — RVCR04CC
42 cm — RVCR10CC
45 cm — RVCR03CC

WITH BAR



38 cm — RVCR08CA
40 cm — RVCR04CA
42 cm — RVCR10CA
45 cm — RVCR03CA

MODEL: PALATINO VI

FOR LIGHTWEIGHT & DELICATE CLOTHING (CUT NOTCHES)

WOOD LINE - OAKWOOD



PERSON	WIDTH (CM)	THICKNESS (CM)
EXTRA SLIM	38	2
SLIM	40	2



FUNDAMENTAL FORM

38 cm — RVCRO8CVL
40 cm — RVCRO4CVL

WITH CLIPS



38 cm — RVCRO8CCVL
40 cm — RVCRO4CCVL

WITH BAR



38 cm — RVCRO8CAVL
40 cm — RVCRO4CAVL

MODEL: PALATINO III

FOR LIGHTWEIGHT & DELICATE CLOTHING

WOOD LINE - OAKWOOD



PERSON	WIDTH (CM)	THICKNESS (CM)
REGULAR	42	2,5
WIDE	45	3



FUNDAMENTAL FORM

42 cm — RVCR10CVL
45 cm — RVCR03CVL

WITH CLIPS



42 cm — RVCR10CCVL
45 cm — RVCR03CCVL

WITH BAR



42 cm — RVCR10CAVL
45 cm — RVCR03CAVL

MODEL: QUIRINALE

FOR TROUSERS & SKIRTS (WITH CLIPS OR BAR)

WOOD LINE - OAKWOOD



PERSON	WIDTH (CM)	THICKNESS (CM)
ONE SIZE	38	1,3



WITH CLIPS

38 cm - RVRDCC



WITH BAR

38 cm - RVRDCA



ENCHANTED BY WOOD

HIGH-END BEECHWOOD

WHITE STAIN | SATIN FINISH

* Product finishes may vary between batches and differ from catalogue images.

MODEL: PALATINO XII

FOR OUTERWEAR, SUITS & CLOTHING SETS

WOOD LINE – WHITE STAIN FINISH



PERSON	WIDTH (CM)	THICKNESS (CM)
EXTRA SLIM	38	4
SLIM	40	4
REGULAR	42	5
WIDE	45	6



FUNDAMENTAL FORM

38 cm – LTCR06C
40 cm – LTCR02C
42 cm – LTCR11C
45 cm – LTCR01C

WITH CLIPS



38 cm – LTCR06CC
40 cm – LTCR02CC
42 cm – LTCR11CC
45 cm – LTCR01CC

WITH BAR



38 cm – LTCR06CA
40 cm – LTCR02CA
42 cm – LTCR11CA
45 cm – LTCR01CA

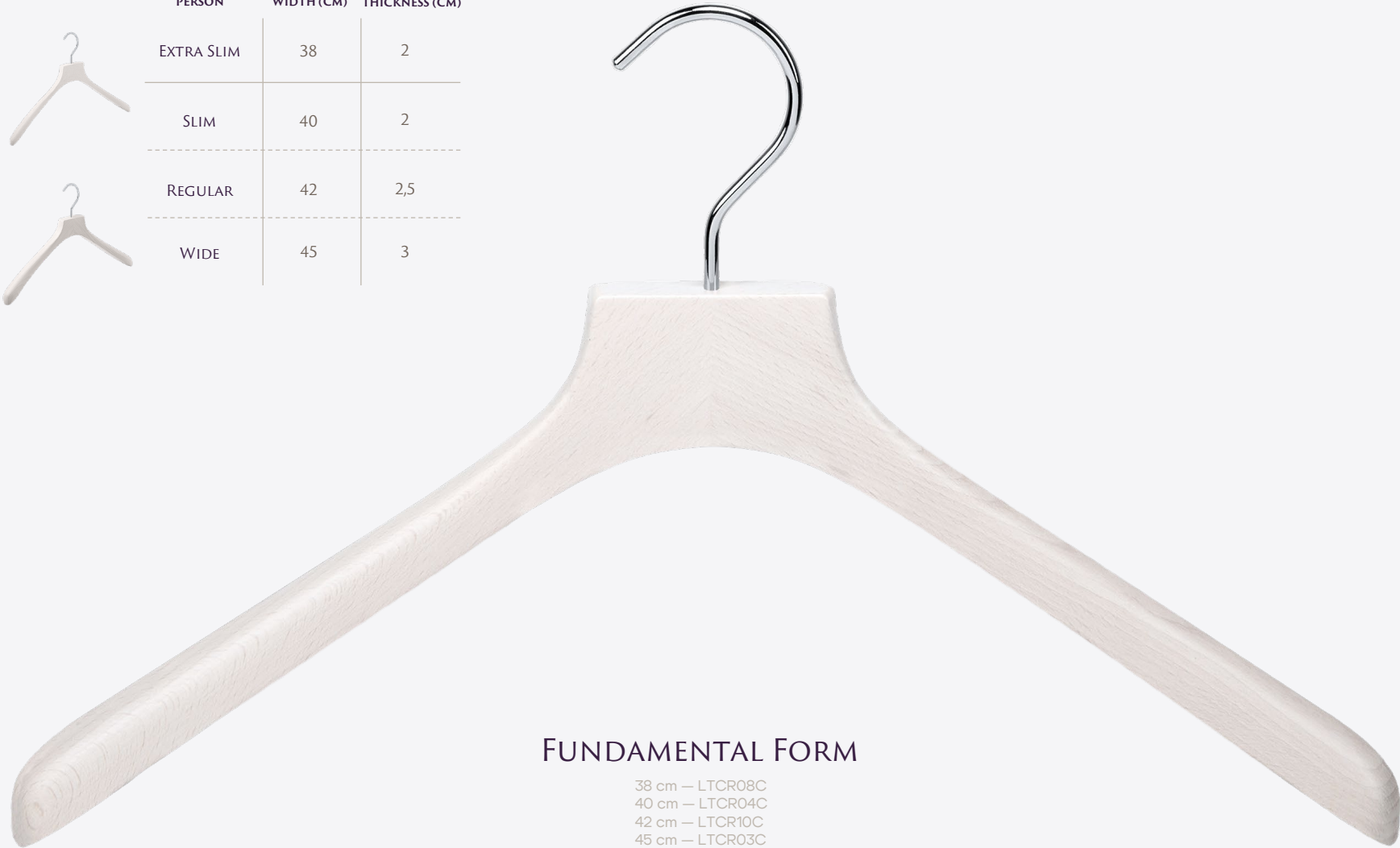
MODEL: PALATINO IX

FOR LIGHTWEIGHT CLOTHING & SETS

WOOD LINE - WHITE STAIN FINISH



PERSON	WIDTH (CM)	THICKNESS (CM)
EXTRA SLIM	38	2
SLIM	40	2
REGULAR	42	2,5
WIDE	45	3



FUNDAMENTAL FORM

38 cm - LTCR08C
40 cm - LTCR04C
42 cm - LTCR10C
45 cm - LTCR03C

WITH CLIPS



38 cm - LTCR08CC
40 cm - LTCR04CC
42 cm - LTCR10CC
45 cm - LTCR03CC

WITH BAR



38 cm - LTCR08CA
40 cm - LTCR04CA
42 cm - LTCR10CA
45 cm - LTCR03CA

MODEL: PALATINO VI

FOR LIGHTWEIGHT & DELICATE CLOTHING (CUT NOTCHES)

WOOD LINE - WHITE STAIN FINISH



PERSON	WIDTH (CM)	THICKNESS (CM)
EXTRA SLIM	38	2
SLIM	40	2



FUNDAMENTAL FORM

38 cm - LTCR08CVL
40 cm - LTCR04CVL

WITH CLIPS



38 cm - LTCR08CCVL
40 cm - LTCR04CCVL

WITH BAR



38 cm - LTCR08CAVL
40 cm - LTCR04CAVL

MODEL: PALATINO III

FOR LIGHTWEIGHT & DELICATE CLOTHING

WOOD LINE - WHITE STAIN FINISH



PERSON	WIDTH (CM)	THICKNESS (CM)
REGULAR	42	2,5
WIDE	45	3



FUNDAMENTAL FORM

42 cm - LTCR10CVL
45 cm - LTCR03CVL

WITH CLIPS



42 cm - LTCR10CCVL
45 cm - LTCR03CCVL

WITH BAR



42 cm - LTCR10CAVL
45 cm - LTCR03CAVL

MODEL: QUIRINALE

FOR TROUSERS & SKIRTS (WITH CLIPS OR BAR)

WOOD LINE - WHITE STAIN FINISH



PERSON	WIDTH (CM)	THICKNESS (CM)
ONE SIZE	38	1,3



WITH CLIPS

38 cm - LTRDCC



WITH BAR

38 cm - LTRDCA



ENCHANTED
BY WOOD

HIGH-END BEECHWOOD

EBONY STAIN | SATIN FINISH

* Product finishes may vary between batches and differ from catalogue images.

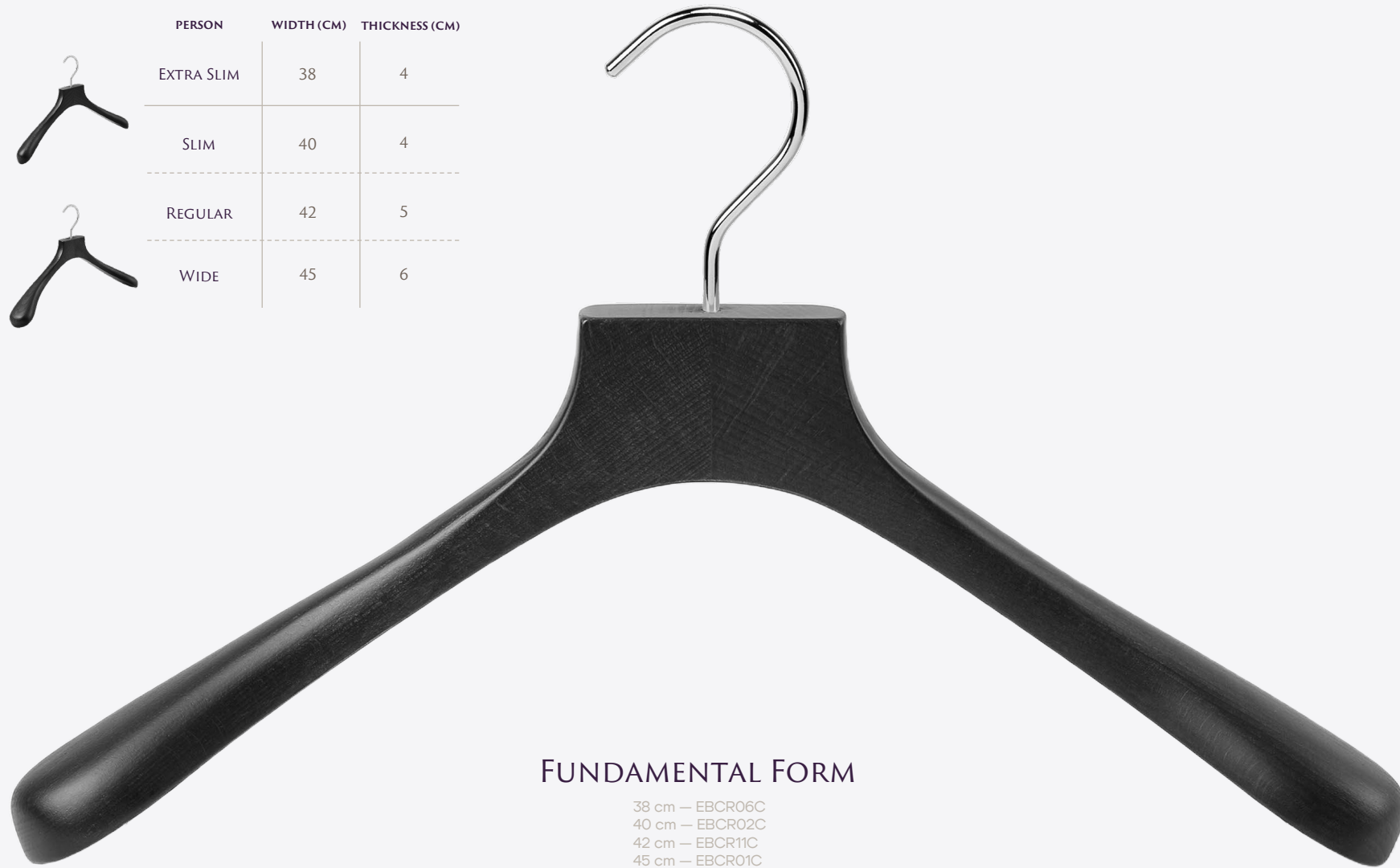
MODEL: PALATINO XII

FOR OUTERWEAR, SUITS & CLOTHING SETS

WOOD LINE – EBONY FINISH



PERSON	WIDTH (CM)	THICKNESS (CM)
EXTRA SLIM	38	4
SLIM	40	4
REGULAR	42	5
WIDE	45	6



FUNDAMENTAL FORM

38 cm – EBCR06C
40 cm – EBCR02C
42 cm – EBCR11C
45 cm – EBCR01C

WITH CLIPS



38 cm – EBCR06CC
40 cm – EBCR02CC
42 cm – EBCR11CC
45 cm – EBCR01CC

WITH BAR



38 cm – EBCR06CA
40 cm – EBCR02CA
42 cm – EBCR11CA
45 cm – EBCR01CA

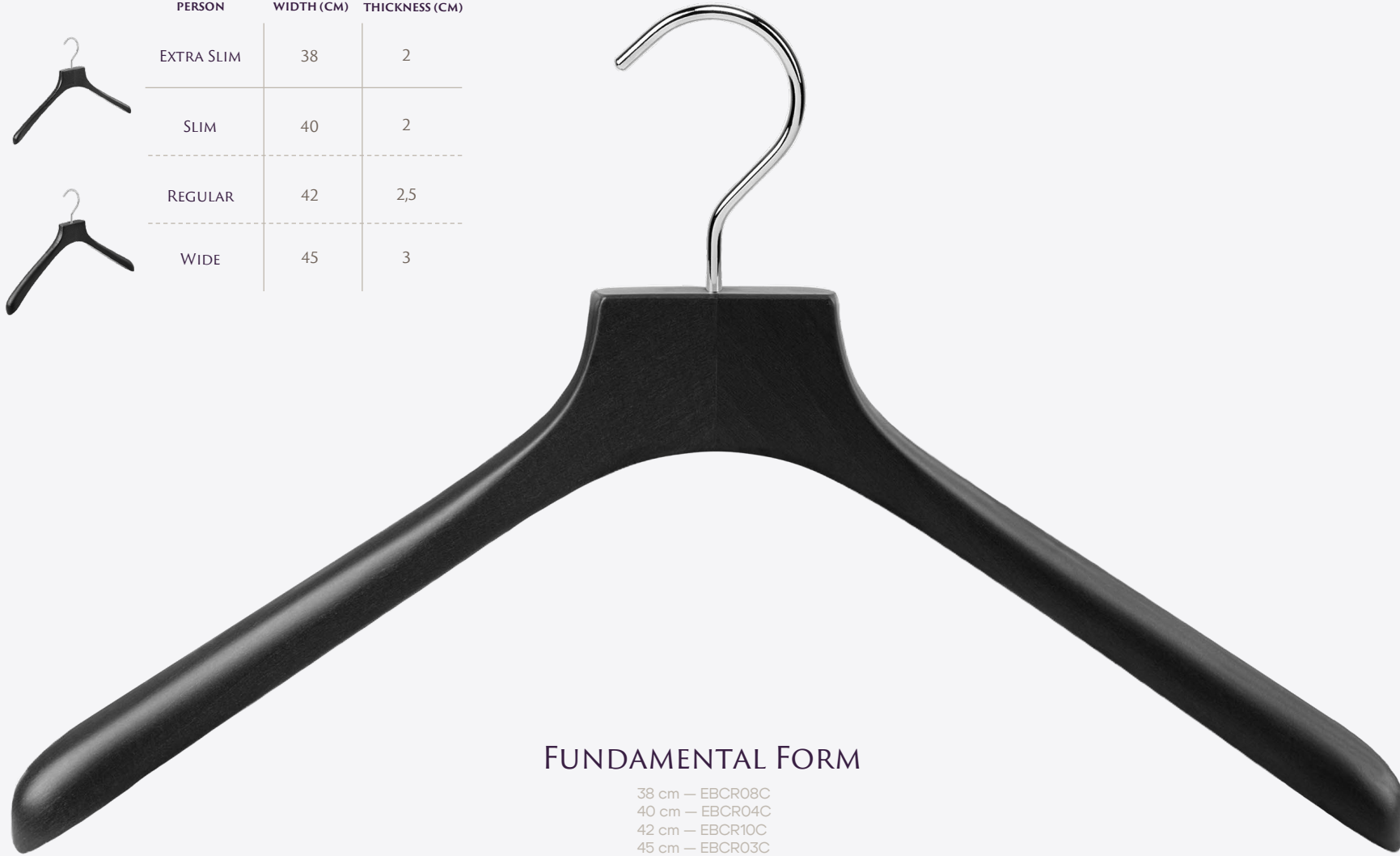
MODEL: PALATINO IX

FOR LIGHTWEIGHT CLOTHING & SETS

WOOD LINE - EBONY FINISH



PERSON	WIDTH (CM)	THICKNESS (CM)
EXTRA SLIM	38	2
SLIM	40	2
REGULAR	42	2,5
WIDE	45	3



FUNDAMENTAL FORM

38 cm — EBCR08C
40 cm — EBCR04C
42 cm — EBCR10C
45 cm — EBCR03C

WITH CLIPS



38 cm — EBCR08CC
40 cm — EBCR04CC
42 cm — EBCR10CC
45 cm — EBCR03CC

WITH BAR



38 cm — EBCR08CA
40 cm — EBCR04CA
42 cm — EBCR10CA
45 cm — EBCR03CA

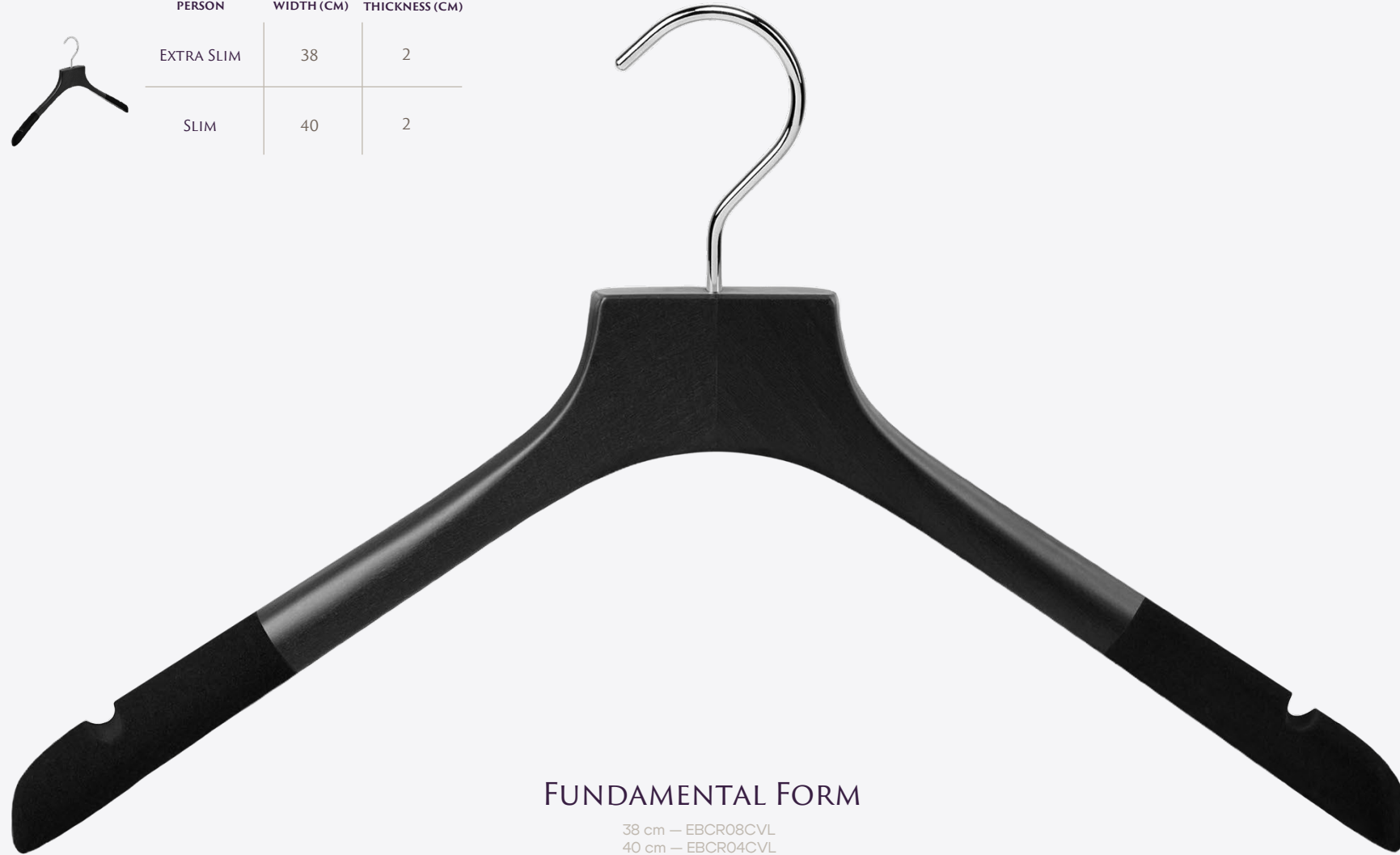
MODEL: PALATINO VI

FOR LIGHTWEIGHT & DELICATE CLOTHING (CUT NOTCHES)

WOOD LINE - EBONY FINISH



PERSON	WIDTH (CM)	THICKNESS (CM)
EXTRA SLIM	38	2
SLIM	40	2



FUNDAMENTAL FORM

38 cm — EBCR08CVL
40 cm — EBCR04CVL

WITH CLIPS



38 cm — EBCR08CCVL
40 cm — EBCR04CCVL

WITH BAR



38 cm — EBCR08CAVL
40 cm — EBCR04CAVL

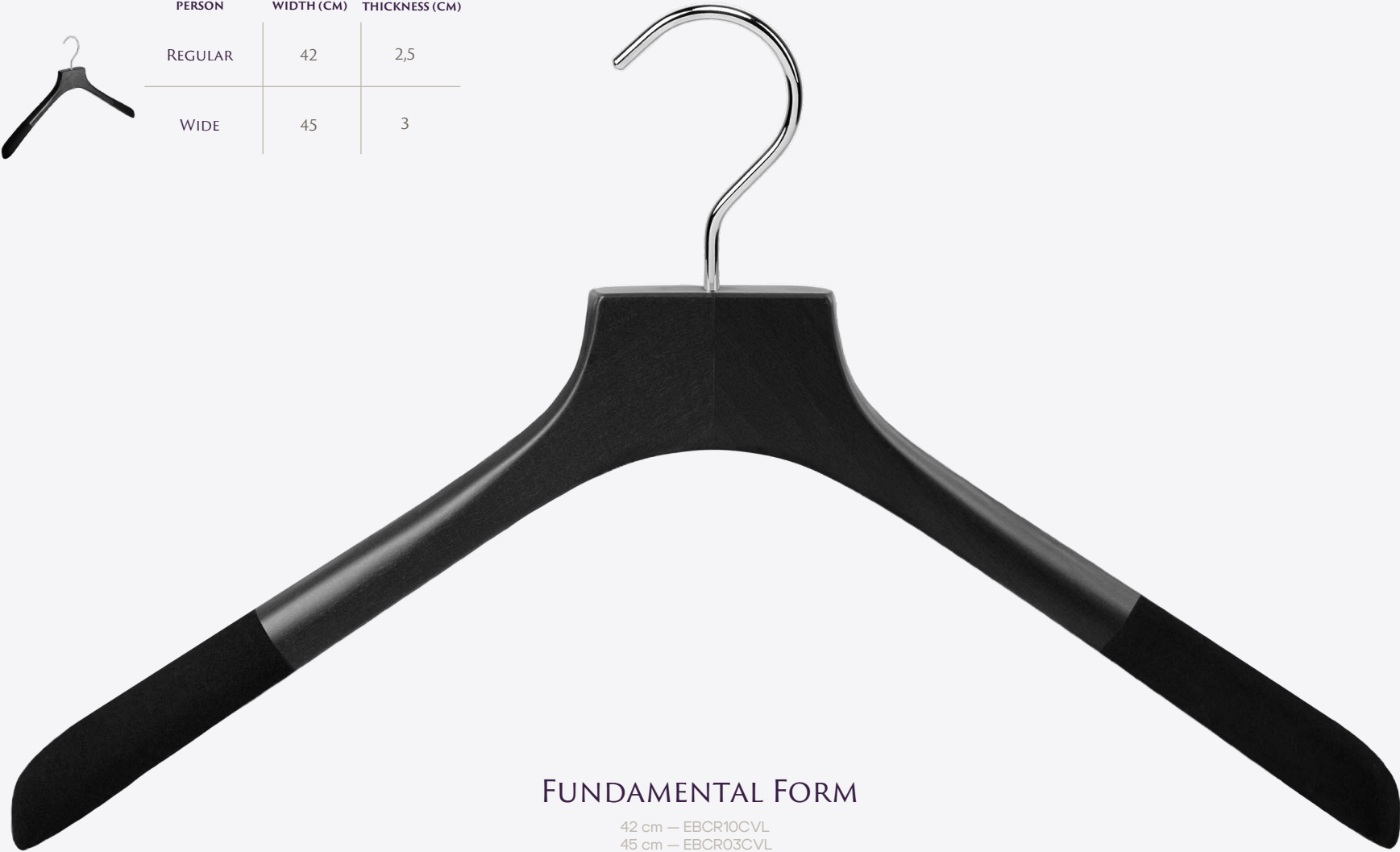
MODEL: PALATINO III

FOR LIGHTWEIGHT & DELICATE CLOTHING

WOOD LINE - EBONY FINISH



PERSON	WIDTH (CM)	THICKNESS (CM)
REGULAR	42	2,5
WIDE	45	3



FUNDAMENTAL FORM

42 cm — EBCR10CVL
45 cm — EBCR03CVL

WITH CLIPS



42 cm — EBCR10CCVL
45 cm — EBCR03CCVL

WITH BAR



42 cm — EBCR10CAVL
45 cm — EBCR03CAVL

MODEL: QUIRINALE

FOR TROUSERS & SKIRTS (WITH CLIPS OR BAR)

WOOD LINE - EBONY FINISH



PERSON	WIDTH (CM)	THICKNESS (CM)
ONE SIZE	38	1,3




WITH CLIPS

38 cm — EBRDCC



WITH BAR

38 cm — EBRDCA



THE BRAND CATALOGUE - DOMUS

ENCHANTED BY LEATHER

The craftsmanship of Italian artisans, the allure of local traditions, and exceptional attention to detail come together to create the authentic ARMADINI DOMUS hanger collection.

* Product finishes may vary between batches and differ from catalogue images.

OVERVIEW: COLOUR & TEXTURE

LEATHER LINE

* The texture photo was taken at 10x magnification; on the actual product, the texture is barely noticeable.

LIGNARIUS | REQUEST THE CATALOGUE OF
ADVANCED CUSTOMISATION
OPTIONS



BIANCO




AVORIO



TAUPE



COGNAC



TESTA DI MORO



NERO

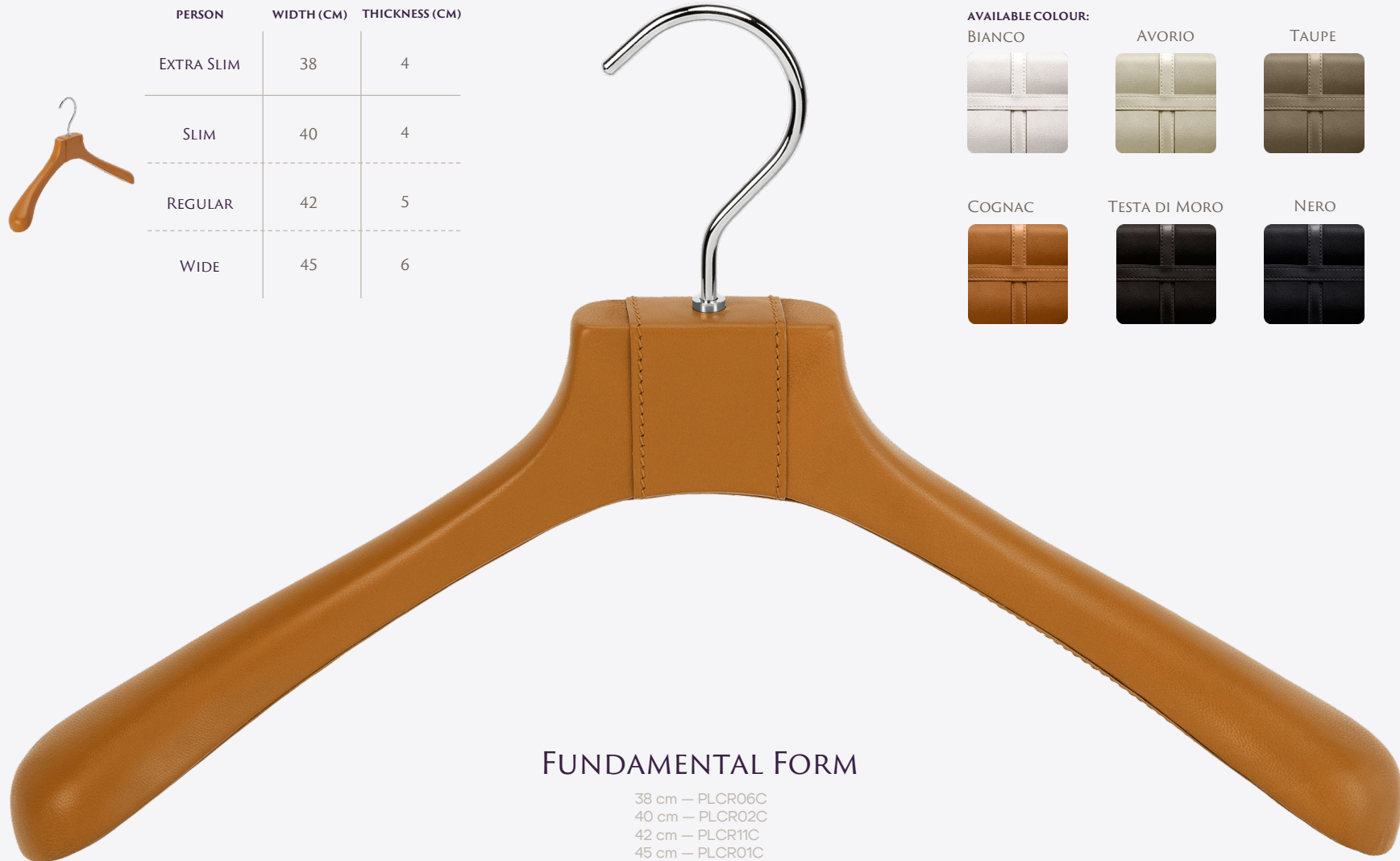
MODEL: PALATINO XII

FOR OUTERWEAR, SUITS & CLOTHING SETS

LEATHER LINE




PERSON	WIDTH (CM)	THICKNESS (CM)
EXTRA SLIM	38	4
SLIM	40	4
REGULAR	42	5
WIDE	45	6



FUNDAMENTAL FORM

38 cm — PLCR06C
40 cm — PLCR02C
42 cm — PLCR11C
45 cm — PLCR01C

AVAILABLE COLOUR:
BIANCO



AVORIO



TAUPE



COGNAC



TESTA DI MORO



NERO



WITH CLIPS



38 cm — PLCR06CC
40 cm — PLCR02CC
42 cm — PLCR11CC
45 cm — PLCR01CC

WITH BAR



38 cm — PLCR06CA
40 cm — PLCR02CA
42 cm — PLCR11CA
45 cm — PLCR01CA

MODEL: PALATINO IX

FOR LIGHTWEIGHT CLOTHING & SETS

LEATHER LINE




PERSON	WIDTH (CM)	THICKNESS (CM)
EXTRA SLIM	38	2
SLIM	40	2
REGULAR	42	2,5
WIDE	45	3



FUNDAMENTAL FORM

38 cm — PLCR08C
40 cm — PLCR04C
42 cm — PLCR10C
45 cm — PLCR03C

AVAILABLE COLOUR:
BIANCO



AVORIO



TAUPE



COGNAC



TESTA DI MORO



NERO



WITH CLIPS



38 cm — PLCR08CC
40 cm — PLCR04CC
42 cm — PLCR10CC
45 cm — PLCR03CC

WITH BAR



38 cm — PLCR08CA
40 cm — PLCR04CA
42 cm — PLCR10CA
45 cm — PLCR03CA

MODEL: PALATINO VI

FOR LIGHTWEIGHT & DELICATE CLOTHING (CUT NOTCHES)

LEATHER LINE



PERSON	WIDTH (CM)	THICKNESS (CM)
EXTRA SLIM	38	2
SLIM	40	2



FUNDAMENTAL FORM

38 cm — PLCR08CFR
40 cm — PLCR04CFR

AVAILABLE COLOUR:
BIANCO



AVORIO



TAUPE



COGNAC



TESTA DI MORO



NERO



WITH CLIPS



38 cm — PLCR08CCFR
40 cm — PLCR04CCFR

WITH BAR



38 cm — PLCR08CAFR
40 cm — PLCR04CAFR

MODEL: QUIRINALE

FOR TROUSERS & SKIRTS (WITH CLIPS OR BAR)

LEATHER LINE



PERSON	WIDTH (CM)	THICKNESS (CM)
ONE SIZE	38	1,3

AVAILABLE COLOUR:
BIANCO



AVORIO



TAUPE



COGNAC



TESTA DI MORO



NERO



DETAIL OF HAND STITCHING
ON TROUSER BAR:



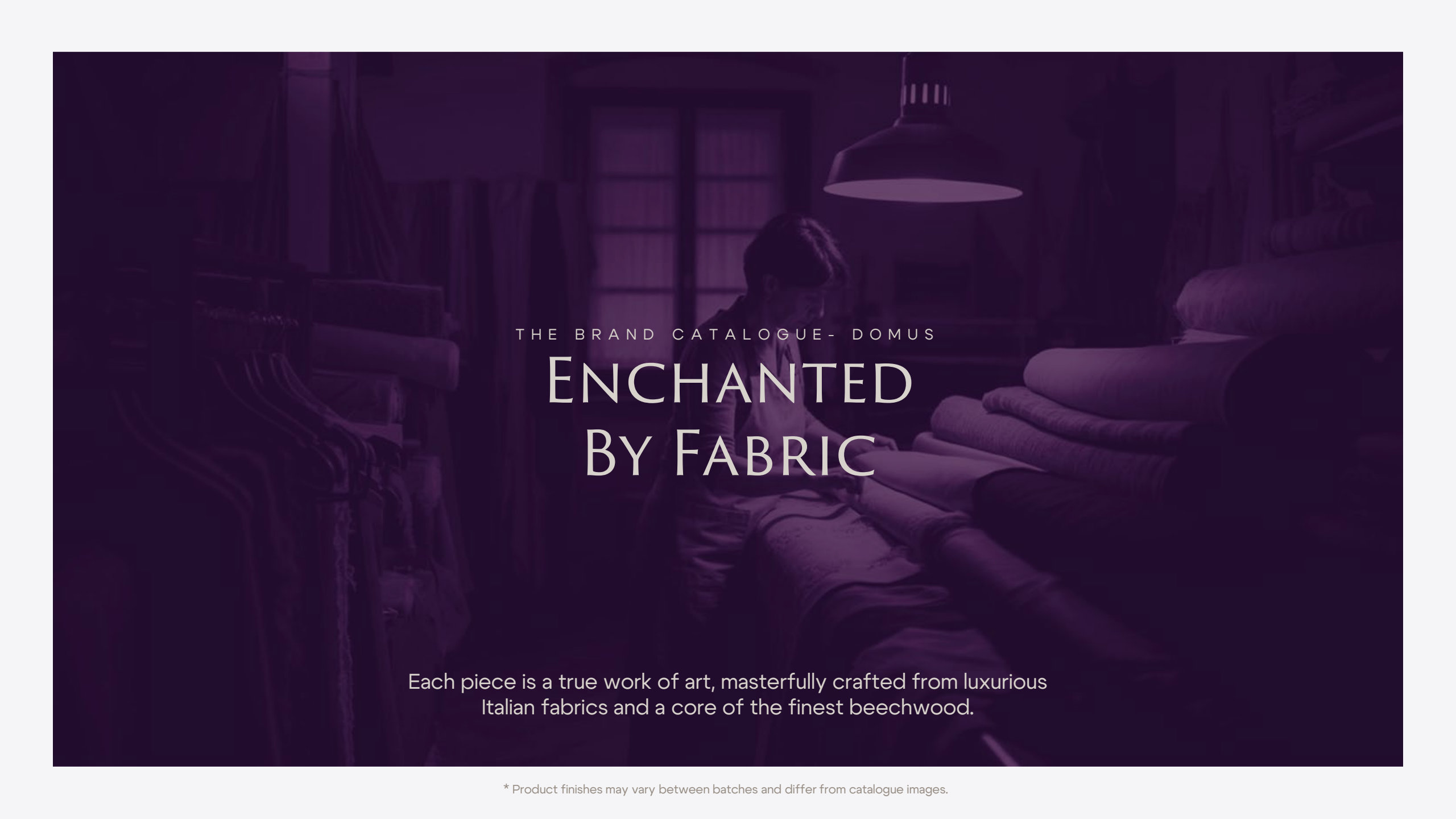
WITH CLIPS

38 cm — PLRDCC



WITH BAR

38 cm — PLRDCA

A person is shown in a workshop, surrounded by large stacks of fabric. A single lamp hangs above them, illuminating the scene. The overall atmosphere is one of craftsmanship and luxury.

THE BRAND CATALOGUE - DOMUS

ENCHANTED BY FABRIC

Each piece is a true work of art, masterfully crafted from luxurious Italian fabrics and a core of the finest beechwood.

* Product finishes may vary between batches and differ from catalogue images.

MODEL: CELIO

FOR DELICATE GARMENTS

FABRIC LINE



PERSON	WIDTH (CM)	THICKNESS (CM)
EXTRA SLIM	38	~4
REGULAR	42	~4



FUNDAMENTAL FORM

38 cm — BTX38C
42 cm — BTX42C

AVAILABLE COLOUR:
CANVAS: BEIGE



38 cm — BTX38C
42 cm — BTX42C

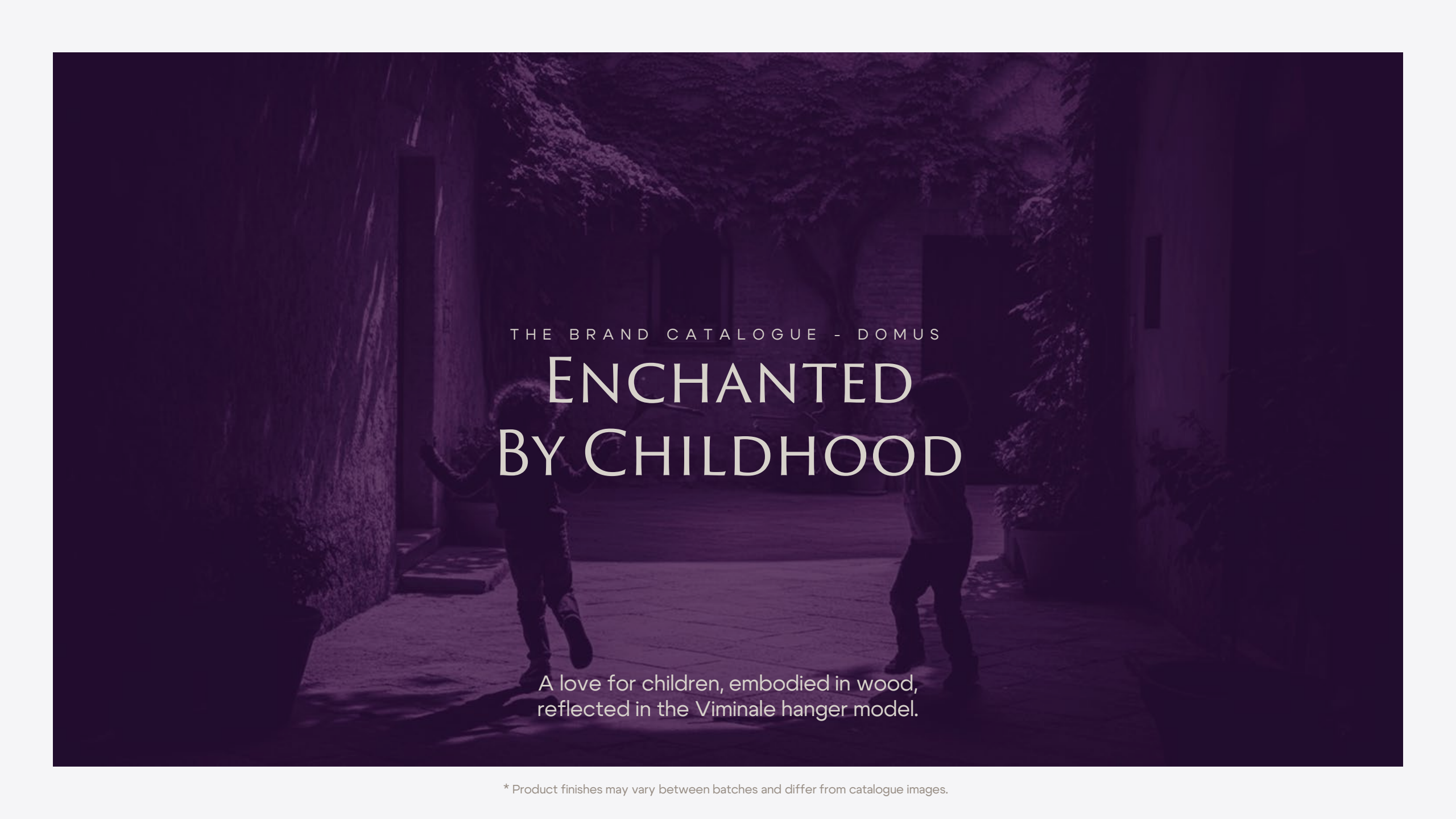
CANVAS: BIANCO CANDIDO



38 cm — WTX38C
42 cm — WTX42C

LIGNARIUS

REQUEST THE CATALOGUE OF
ADVANCED CUSTOMISATION
OPTIONS



THE BRAND CATALOGUE - DOMUS

ENCHANTED BY CHILDHOOD

A love for children, embodied in wood,
reflected in the Viminale hanger model.

* Product finishes may vary between batches and differ from catalogue images.

MODEL: VIMINALE

FOR KIDS

WOOD LINE



PERSON	WIDTH (CM)	THICKNESS (CM)
ONE SIZE	33	3



FUNDAMENTAL FORM

33 cm – CBA33C

* These hanger options are available only through the LIGNARIUS division.

WITH CLIPS 33 cm – CBA33CC



WITH BAR 33 cm – CBA33CA



LIGNARIUS

REQUEST THE CATALOGUE OF
ADVANCED CUSTOMISATION
OPTIONS



THE BRAND CATALOGUE - DOMUS

ENCHANTED BY PERSONALISATION

Graceful touches that unveil your individuality.

* Product finishes may vary between batches and differ from catalogue images.

OVERVIEW: PERSONALISATION

WOOD LINE

ENGRAVING

STANDARD EXTRA



METAL LETTERING

LIGNARIUS EXTRA



PAD PRINT

LIGNARIUS EXTRA



LEATHER LINE

HOT STAMPING

STANDARD EXTRA



METAL LETTERING


LIGNARIUS EXTRA



The time-honoured tradition of personalising clothing and accessories returns to style. Each hanger in your wardrobe can be uniquely yours, embellished with your initials, family crest, or company logo.

STANDARD EXTRA – personalisation available in a short time frame.

LIGNARIUS EXTRA – personalisation requiring a longer lead time.



THE BRAND CATALOGUE - DOMUS

ENCHANTED BY ACCESSORIES

Crafted from the high-end materials, ARMADINI accessories embody a perfect harmony of refined aesthetics and functionality, with every detail thoughtfully designed.

* Product finishes may vary between batches and differ from catalogue images.

ACCESSORIES

MODEL: ARMARIUM XII

ORGANISER TRAY | 12 SECTIONS

MATERIALS WOOD, LEATHER, SUEDE-LIKE FABRIC

COLOUR OUTSIDE: TESTA DI MORO, INSIDE: BEIGE

WEIGHT ~ 1800 G

49 CM



37 CM



7 CM

AVAILABLE COLOUR:
OUTSIDE: TESTA DI MORO, INSIDE: BEIGE



CODE: TOR12

OUTSIDE: TORTORA, INSIDE: BEIGE



CODE: ROR12

OUTSIDE: BIANCO, INSIDE: BEIGE



CODE: WOR12



ACCESSORIES

MODEL: ARMARIUM VI


ORGANISER TRAY | 6 SECTIONS

MATERIALS WOOD, LEATHER, SUEDE-LIKE FABRIC


COLOUR OUTSIDE: TESTA DI MORO, INSIDE: BEIGE

WEIGHT ~ 1700 G

49 CM



37 CM



7 CM

AVAILABLE COLOUR:
OUTSIDE: TESTA DI MORO, INSIDE: BEIGE



CODE: TOR06

OUTSIDE: TORTORA, INSIDE: BEIGE



CODE: ROR06

OUTSIDE: BIANCO, INSIDE: BEIGE



CODE: WOR06



ACCESSORIES

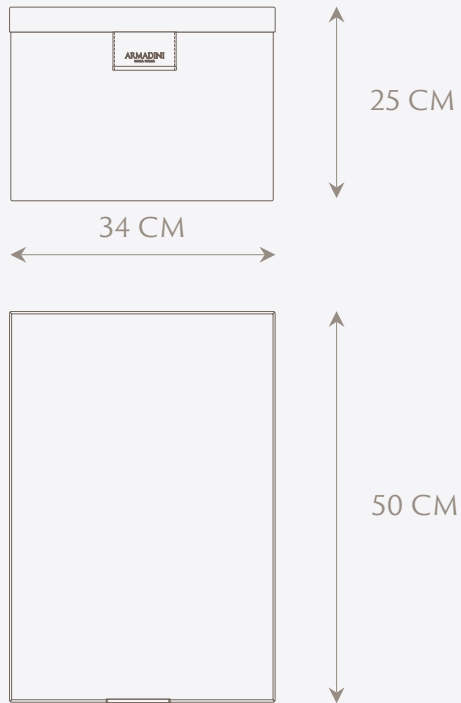
MODEL: CAPSA MAGNA

STORAGE BOX | LARGE

MATERIALS CANVAS, LEATHER, CELLULOSE SHEET

COLOUR OUTSIDE: TESTA DI MORO, HANDLE: BEIGE

WEIGHT ~ 2800 G



AVAILABLE COLOUR:


CANVAS: TESTA DI MORO, HANDLE: BEIGE



CANVAS: TRAVERTINO, HANDLE: TESTA DI MORO



CANVAS: NEUTRO, HANDLE: NEUTRO



CANVAS: BIANCO, HANDLE: AVORIO



ACCESSORIES

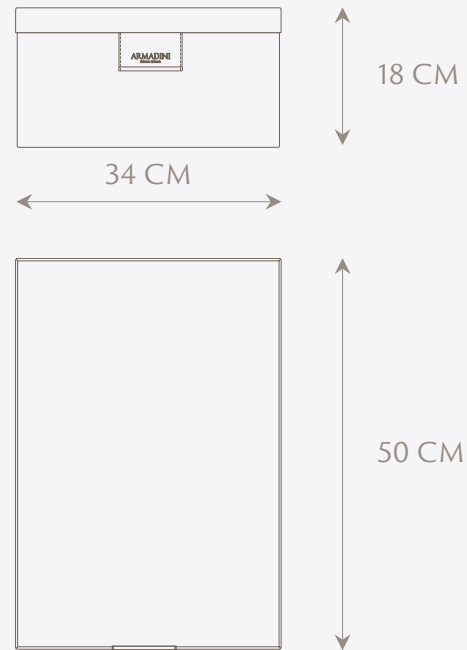
MODEL: CAPSA PARVA

STORAGE BOX | SMALL

MATERIALS CANVAS, LEATHER, CELLULOSE SHEET

COLOUR OUTSIDE: TESTA DI MORO, HANDLE: BEIGE

WEIGHT ~ 2500 G



AVAILABLE COLOUR:


CANVAS: TESTA DI MORO, HANDLE: BEIGE



CANVAS: TRAVERTINO, HANDLE: TESTA DI MORO



CANVAS: NEUTRO, HANDLE: NEUTRO



CANVAS: BIANCO, HANDLE: AVORIO



ACCESSORIES

MODEL: FORMAE

WOODEN SHOE TREES

CODE: STFW

MATERIALS BEECHWOOD, METAL

COLOUR AMERICAN WALNUT STAIN

WEIGHT ~ 600 G



SIZE (CM)	UK (MEN)	EU (MEN)
23,5	5	39
24	6	40
25	7	41
26	8	42
27	9	43
28	10	44
29	11	45

AVAILABLE COLOUR:

AMERICAN WALNUT STAIN

LIGHTWOOD

WENGE STAIN



ACCESSORIES

MODEL: INSERTA

UNIVERSAL SOFT SHOE INSERTS

	CODE: STIL
MATERIALS	LEATHER, SUEDE
COLOUR	LEATHER : NEUTRO, SUEDE: AVORIO
WEIGHT	~ 150 G

PERSON	SIZE (EU)
INSERTA I	37 - 39
INSERTA II	40 - 42
INSERTA III	43 - 44



ACCESSORIES

MODEL: APTORIA

SOFT SHOE INSERTS FOR WOMEN'S COURT SHOES/PUMPS

CODE: STAL

PERSON

SIZE (EU)

MATERIALS

LEATHER, SUEDE

ONE SIZE

37 - 40

COLOUR

LEATHER : NEUTRO, SUEDE: AVORIO

WEIGHT

~ 150 G



ACCESSORIES

MODEL: PERTICA

HIGH REACH HANGER HOOK

CODE: CSTEN

MATERIALS BEECHWOOD, PLEXIGLAS®

COLOUR FINISH: LIGHTWOOD, PLEXIGLAS®: BLACK

WEIGHT ~ 250 G

8,5 CM



110 CM



ANOTHER CATALOGUE | AVAILABLE UPON REQUEST

Available upon attaining status in our **SCALA TRIUMPHI** loyalty programme

THE BRAND CATALOGUE
LIGNARIUS

Unique styles of coat hangers and storage accessories, complemented by extensive customisation options. Our collection showcases the finest selection of classic and exotic materials, various textures and finishes, and the most elaborate details and techniques, all crafted in Italy, ensuring a product that meets all your requirements.

LIGNARIUS

REQUEST THE CATALOGUE OF
ADVANCED CUSTOMISATION
OPTIONS

ENCHANTED BY EXCLUSIVITY

A realm where craftsmanship meets individuality, ARMADINI LIGNARIUS offers unrivalled customisation for those who seek more than mere functionality. This exclusive service is available not only to B2B but also to members of the SCALA TRIUMPHI loyalty programme.

We create hangers as works of art—designed to reflect your vision and enhance your space.

More than just accessories, ARMADINI LIGNARIUS transforms hangers into statement pieces—an embodiment of taste, precision, and exclusivity.



ENCHANTED BY EXCLUSIVITY



LIGNARIUS

REQUEST THE CATALOGUE OF
ADVANCED CUSTOMISATION
OPTIONS

TAILORED PERFECTION

Commission a fully bespoke hanger model or choose from our private design archive.

EXQUISITE MATERIALS & FINISHES

From the finest woods to modern textures and premium decorative elements.

UNCOMPROMISING CRAFTSMANSHIP

Each piece is crafted with great care at our manufacturing facilities in Italy, ensuring flawless execution and enduring elegance.

ANOTHER CATALOGUE | AVAILABLE UPON REQUEST

THE BRAND CATALOGUE
CONTRACTUM

This is B2B division within the ARMADINI ecosystem. Our team of professionals provides premium services for outfitting commercial properties, private yachts, hotels and residences.



CONTRACTUM

REQUEST THE CATALOGUE
OF ADVANCED OPTIONS

ENCHANTED BY BUSINESS

ARMADINI CONTRACTUM is a dedicated B2B division within the ARMADINI ecosystem. Our team of professionals provides premium services for outfitting commercial properties, private yachts, and residences.

We offer bespoke solutions for every client, from selecting materials and finishes to designing or adapting hanger models that perfectly align with your project's vision. Our services cater to luxury hotels, restaurants, boutiques, exclusive residential communities, and yachts.

With our own Italian manufacturing facilities and extensive warehousing capabilities, we guarantee prompt delivery, exceptional quality, and the flexibility to accommodate virtually any budget, all while maintaining an unwavering commitment to detail and exclusivity.

ENCHANTED BY BUSINESS

CONTRACTUM

REQUEST THE CATALOGUE
OF ADVANCED OPTIONS



TAILORED SOLUTIONS

Hangers designed to reflect your brand's identity and meet functional requirements.

DEADLINE

Reliable production with on-time delivery and transparent budgeting.

CRAFTSMANSHIP

Premium-quality hangers that seamlessly blend style and durability.

STYLE

Expertly crafted hangers with flawless finishes for a refined, high-end look.

CONTENT

CONTACTS II - 2

ENCHANTED BY HERITAGE III - 3

Overview: Hanger Models IV - 4

Overview: Hanger Size V - 5

Overview: Clothing Size Chart VI - 6

Overview: Available Metal Finish VII - 7

ENCHANTED BY WOOD VIII - 8

Overview: Colour & Texture IX - 9

Lightwood | Matte Finish X - 10

American Walnut Stain | Satin Finish XVII - 17

Wenge Stain | Satin Finish XXIV - 24

Oakwood | Natural Matte Finish XXXI - 31

White Stain | Satin Finish XXXVII - 37

Ebony Stain | Satin Finish XLIII - 43

ENCHANTED BY LEATHER XLIX - 49

ENCHANTED BY FABRIC LV - 55

ENCHANTED BY CHILDHOOD LVII - 57

ENCHANTED BY PERSONALISATION LIX - 59

ENCHANTED BY ACCESSORIES LXI - 61

Armarium XII LXII - 62

Armarium VI LXIII - 63

Capsa Magna LXIV - 64

Capsa Parva LXV - 65

Formae LXVI - 66

Inserta LXVII - 67

Aptoria LXVIII - 68

Pertica LXIX - 69

OVERVIEW: LIGNARIUS LXX - 70

OVERVIEW: CONTRACTUM LXXIII - 73

CONTENT LXXVI - 76



ARMADINI
ROMA ITALIA

THE HERITAGE OF ITALIAN WOODCRAFT